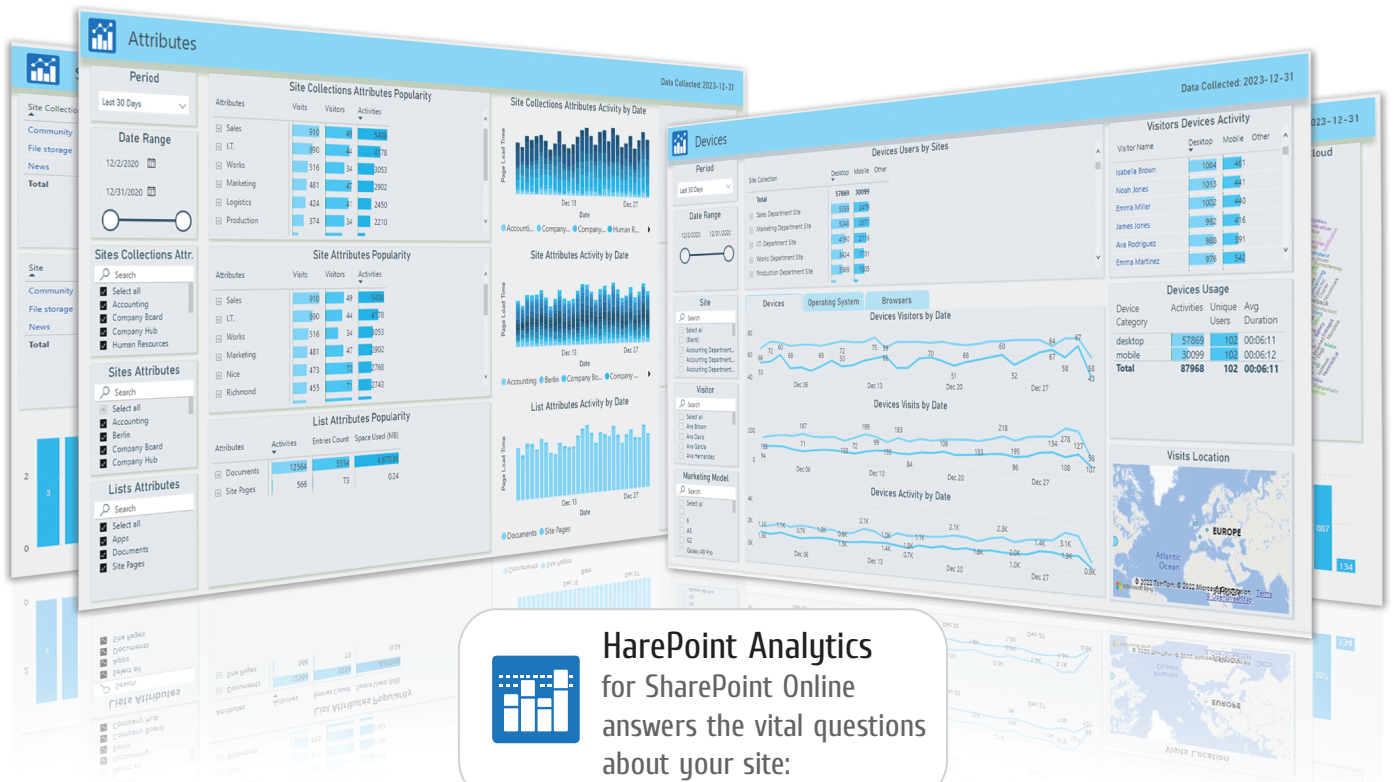



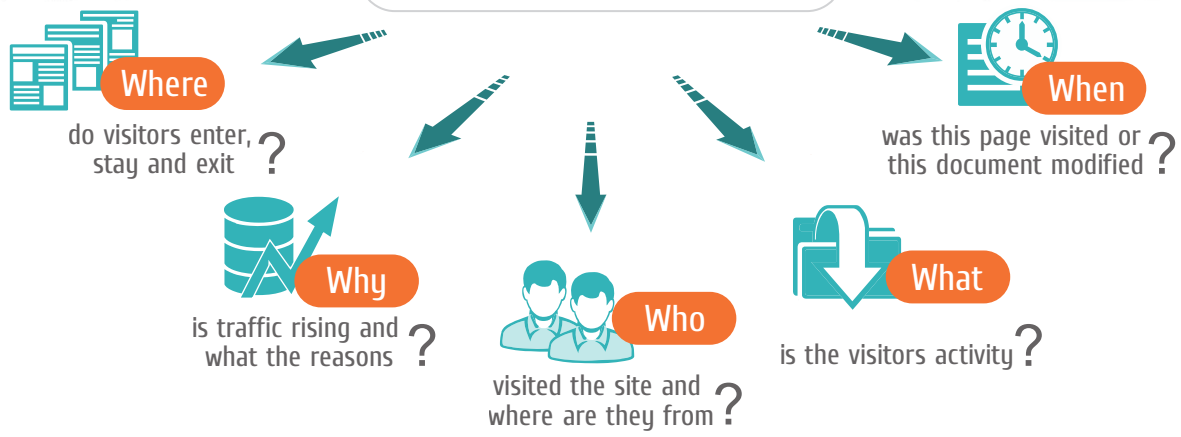


HarePoint Analytics for SharePoint Online

Practical and effective analytics solution for sites based on SharePoint Online. Get the complete insights and usage analytics to drive your productivity and optimize employee engagement.



 **HarePoint Analytics for SharePoint Online** answers the vital questions about your site:



HarePoint Analytics provides a wide range of pre-defined or custom reports:

Users:	number of users accessing your sites; visit details (geodata, device, OS, etc.); user behavior (including referrer and exit page URL); search requests, search results, and follow-up paths; detailed user-activity reports.
Content:	content popularity across sites and site collections; obsolete data that haven't been accessed in a particular period of time; document version control; sites and storage growth control; historical data (moved/deleted files).
Site performance:	average search time for each user request; average and maximum pages and documents load time; drill-through to troublesome item; performance dynamics during selected period.

HarePoint Analytics for SharePoint Online key features.

- ▶ Deep integration with Power BI gives a comprehensive and visually appealing look to all the reports and analytics data.
- ▶ Ready to use dashboards and reports to start data analysis immediately.
- ▶ Drill-downs and cross-linked reports across sites and site collections give you an in-depth understanding of exact user behavior, document or site usage, and visits patterns.
- ▶ Accumulate analytics data to help to do a deep behavioral analysis and to prepare effective development strategies.
- ▶ Track various custom on-page events that normally are not captured by the data collection mechanism.
- ▶ Obfuscate data in reports to comply with standards, regulations, and other Legislative Requirements.
- ▶ Send reports to your colleagues by email on a schedule.
- ▶ Filter, group, export data to see exactly what you need.
- ▶ Easy deployment, the highest security level; no special training for your staff.

What customers said about us:

“

Thanks to HarePoint Analytics it is now possible to trace the relationship between users awareness of safety procedures and workplace accidents.

Delegate

“

So far so good, the business users who work with HarePoint have no complaints. The HarePoint support is first rate.

HeidelbergCement AG

“

Better evaluation of effects of a Site's presence and awareness. Much more analysis and reporting functionalities than the out-of-the-box-solutions from SharePoint itself.

Amadeus

“

Unique visitor totals are gathered as required and presented as a report. Additional statistics made available through the product are being evaluated as potential performance and efficiency indicators for this major media group.

Egmont Foundation

“

It helped us in identifying that we need to have awareness campaign about our portal since we identified lack of usage.

ADAGS

“

We analyse the top site collections with the larger number of hits and are Aware of how the usage of the SharePoint Portal is growing.

Brenntag AG

“

We can now review who actually reads the information provided by our departments and we are able to create relevant information based on the statistics we get from HarePoint Analytics.

HiPP

“

Excellent, easy to use, reliable, fast, creative dashboard support. Simple Great tool!!!

Goodwill Industries International

Our valued customers



www.harepoint.com



Microsoft Partner

© 2023 MAPILab Ltd. All Rights Reserved.